



Thermory's thermally stabilised timbers offer a range of natural or pre-finished, ready to install, cladding and lining solutions. Featuring spruce and pine ranges that are responsibly sourced from sustainably grown plantation timbers. These timbers are thermally modified using heat and steam, to produce a durable, high performing product range that carries a Class 1 or Class 2 durability rating to perform for decades in Australian conditions.

Thermory modifies the timber for increased durability and dimensional stability in a range of natural and prefinished, Ready to install exterior cladding and interior lining solutions.




Spruce Cladding Intense:
Ignite5 Natural C24




Spruce Cladding Intense: Natural C26
(Available in smooth face and fine sawn detail)



Spruce Cladding Intense:
Natural C15




Pine Cladding Intense:
Natural Trax
(Stained finish: Black Japan)




Spruce Cladding Intense:
Drift Black Pearl C26



Spruce Cladding Intense:
Drift Sandy Pearl C15

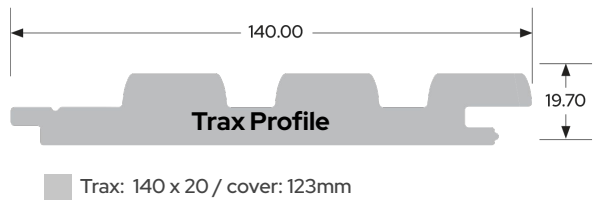
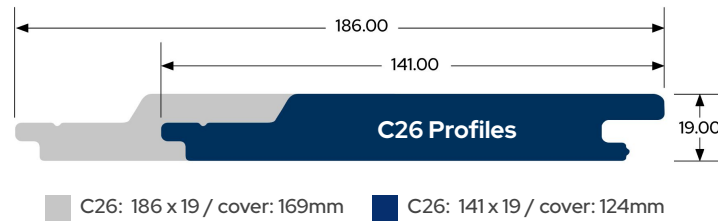
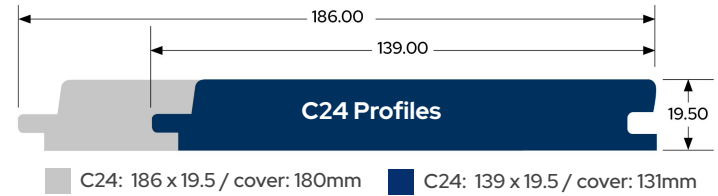
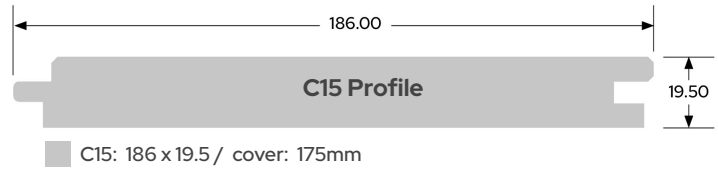


Ash Decking Intense:
Quick Deck Maxi D4

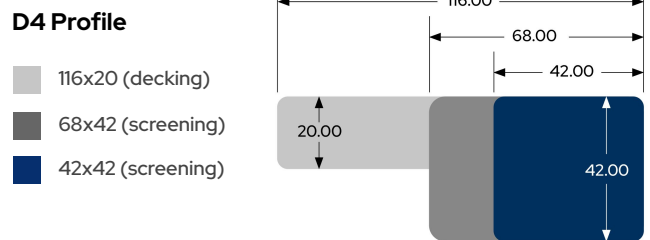


Pine Screening Intense:
Natural D4

Cladding & Lining Profiles



Decking & Screening Profiles



Corner thermo-spruce CP3

42x42
One universal profile for indoor and outdoor usage. Boards with straight-cut ends can be installed without exposing the endgrain.

