



Thermory's thermally stabilised timbers offer a range of natural or pre-finished, ready to install, cladding, lining, screening and decking solutions. Featuring spruce, pine and ash ranges that are responsibly sourced from sustainably grown plantation timbers. They are thermally modified using heat and steam to produce a durable, high performing product that carries a Class 1 or Class 2 durability rating to perform for decades in Australian conditions.

Thermory modifies the timber for increased robustness and dimensional stability in an innovative range of beautiful exterior and interior wood solutions.



25+ YEARS AGAINST WEATHER WEAR & ROT
CLASS 1

Spruce Cladding Intense: Natural C26
(Available in natural smooth face, fine sawn & brushed detail)



15+ YEARS AGAINST WEATHER WEAR & ROT
CLASS 2

Pine Cladding Intense: Natural Trax C32G




15+ YEARS AGAINST WEATHER WEAR & ROT
CLASS 2

Pine Cladding Intense: Natural Trax C90 **NEW**




15+ YEARS AGAINST WEATHER WEAR & ROT
CLASS 2

Pine Cladding Intense: Natural C34 **NEW**



15+ YEARS AGAINST WEATHER WEAR & ROT
CLASS 2

Pine Screening Intense: Natural C4 **NEW**



15+ YEARS AGAINST WEATHER WEAR & ROT
CLASS 2

Pine Screening Intense: Natural D4



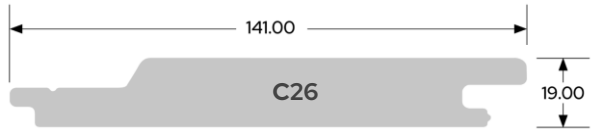
15+ YEARS AGAINST WEATHER WEAR & ROT
CLASS 2

Pine Cladding Intense: Natural C4J & C7J **NEW**

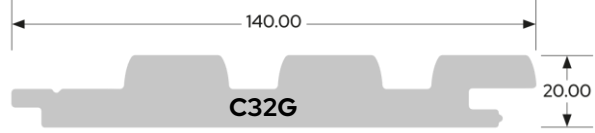


*CLAD1-65 *JUANI
Pine Battens + Clips & Single Clips:
(Designed for C4J & C7J Installation) **NEW**

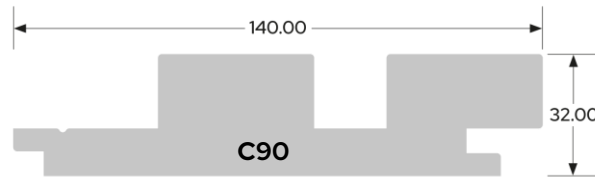
Cladding & Lining Profiles



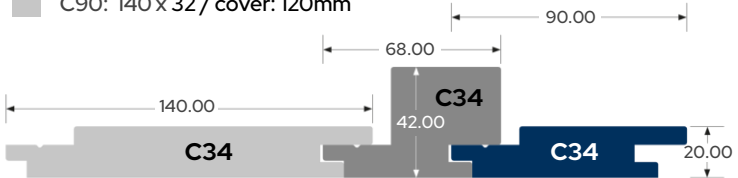
C26: 141 x 19 / cover: 125mm



C32G: 140 x 20 / cover: 123mm

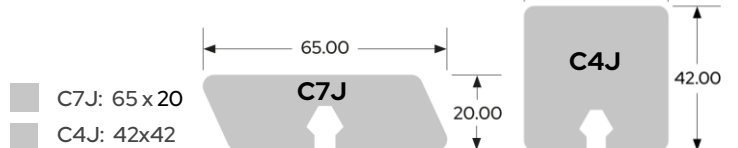


C90: 140 x 32 / cover: 120mm



C34: 140 x 20 / cover: 121mm C34: 68 x 42 / cover: 49mm

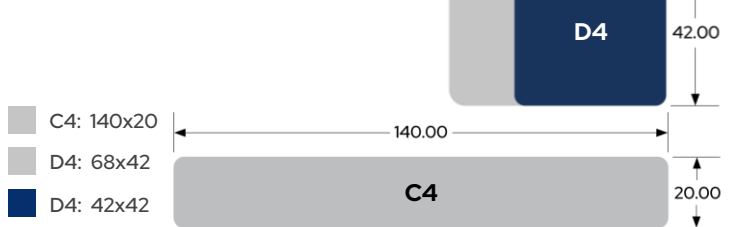
C34: 90 x 20 / cover: 71mm



C7J: 65 x 20

C4J: 42x42

Screening Profiles

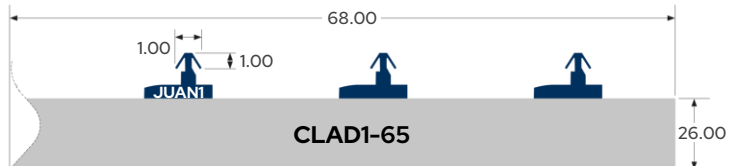


C4: 140x20

D4: 68x42

D4: 42x42

Product Installation Profiles




CLAD1-65: 68 x 26

JUANI: 1x1

*Suggestion & Accessory for C4J & C7J




Spruce Cladding Intense:
Ignite 5 Natural C24



Spruce Cladding Intense:
Drift Sandy Pearl C15



Spruce Cladding Intense:
Drift Black Pearl C26



Ash Decking Intense:
Quick Deck Maxi D4

Corner Thermo – Spruce CP3

One universal profile for indoor and outdoor usage. Boards with straight-cut ends can be installed without exposing the endgrain.



Coating Suggestions

WOCA Australia

Imports beautiful flooring maintenance products and wood treatment oils to Australia.

*WOCA Black Exterior Oil

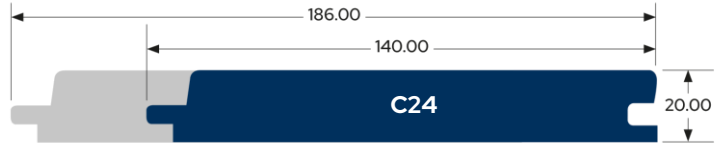


Pine Screening Intense
42x42mm Natural D4*

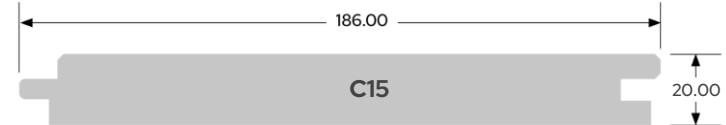


Pine Cladding Intense
140x20 Natural Trax C32G*

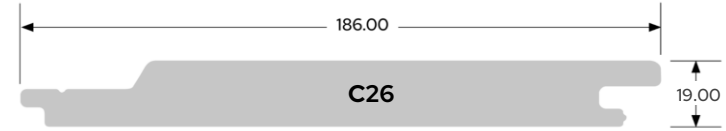
Cladding & Lining Profiles



C24: 186 x 20 / cover: 180mm C24: 140 x 20 / cover: 131mm

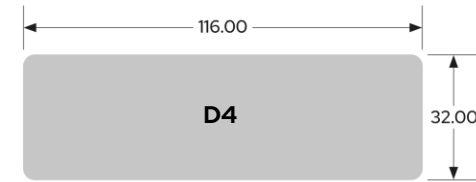


C15: 186 x 20 / cover: 175mm



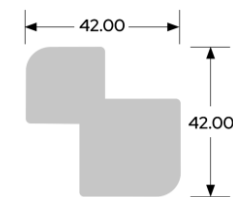
C26: 186 x 19 / cover: 169mm

Decking Profile



D4: 116 x 32

Corner Thermo – Spruce CP3 Profile



42x42



Durability
Improved Durability and rot resistance



Stability
Enhanced dimensional stability in changing weather conditions



Chemical-Free
Thermal modification process is entirely natural

Call 1300 399 922
or email info@citytimber.com.au

1400 Centre Rd, Clayton South 3169
citytimber.com.au

